

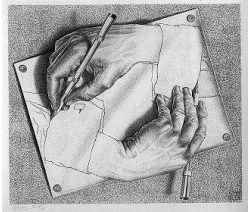
Teen Art Workshop

Calling all Teens! Are you interested in Art? Come learn about some of the most famous, interesting artists and put their methods to work! Each week features a different artist as well as technique. Each class will consist of learning about the featured artist, their methods and techniques as well as the movement they served. We will then use the learned techniques to create our own art as inspired by the artist and their methods. It is a guaranteed fun time!



Week 1: Claude Monet – Impressionism

Claude Monet was a key figure in the Impressionist movement that transformed French painting in the second half of the nineteenth century. Throughout his long career, Monet consistently depicted the landscape and leisure activities of Paris as well as the Normandy coast. He led the way to twentieth-century modernism by developing a unique style that strove to capture on canvas the very act of perceiving nature.




Week 2: MC Escher – Graphic Artist

Maurits Cornelis Escher is one of the world's most famous graphic artists. He is most famous for his so-called impossible constructions, such as Ascending and Descending, Relativity, his Transformation Prints, Sky & Water I or Reptiles. M.C. Escher, during his lifetime, made 448 lithographs, woodcuts and wood engravings and over 2000 drawings and sketches. Apart from being a graphic artist, M.C. Escher illustrated books, designed tapestries, postage stamps and murals.




Week 3: Jackson Pollack – Expressionism

Famous 20th century artist Jackson Pollock revolutionized the world of modern art with his unique abstract painting techniques such as abstraction expressionism via his splatter and action pieces, which involved pouring paint and other media directly onto canvases.



Week 4: Georges Seurat – Pointillism

Georges Seurat is chiefly remembered as the pioneer of the Neo-Impressionist technique commonly known as Pointillism, an approach associated with a softly flickering surface of small dots or strokes of color. His innovations derived from new quasi-scientific theories about color and expression.



Week 5: Salvador Dali – Surrealism

Salvador Dali was renowned for his flamboyant personality as much as for his undeniable technical virtuosity. His paintings evince a fascination for Classical and Renaissance art, clearly visible through his hyper-realistic style. Dali is most often associated with the Surrealist movement. He attempts forging a formal and visual language capable of rendering his dreams and hallucinations. These account for some of the iconic images through which Dali achieved fame during his lifetime.

*All images are protected by their respective artists as named above.

Who: Ages 13-18

When: Fridays, 5-7pm

Where: Just For Giggles Studio, Milton GA

How: Signup online at www.justforgiggles.com

Cost: \$35/class or register for 5 and cost is \$30 class

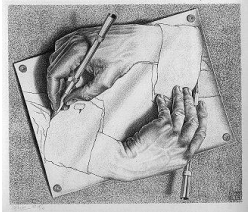
Teen Art Workshop

Calling all Teens! Are you interested in Art? Come learn about some of the most famous, interesting artists and put their methods to work! Each week features a different artist as well as technique. Each class will consist of learning about the featured artist, their methods and techniques as well as the movement they served. We will then use the learned techniques to create our own art as inspired by the artist and their methods. It is a guaranteed fun time!



Week 1: Claude Monet – Impressionism

Claude Monet was a key figure in the Impressionist movement that transformed French painting in the second half of the nineteenth century. Throughout his long career, Monet consistently depicted the landscape and leisure activities of Paris as well as the Normandy coast. He led the way to twentieth-century modernism by developing a unique style that strove to capture on canvas the very act of perceiving nature.




Week 2: MC Escher – Graphic Artist

Maurits Cornelis Escher is one of the world's most famous graphic artists. He is most famous for his so-called impossible constructions, such as Ascending and Descending, Relativity, his Transformation Prints, Sky & Water I or Reptiles. M.C. Escher, during his lifetime, made 448 lithographs, woodcuts and wood engravings and over 2000 drawings and sketches. Apart from being a graphic artist, M.C. Escher illustrated books, designed tapestries, postage stamps and murals.




Week 3: Jackson Pollack – Expressionism

Famous 20th century artist Jackson Pollock revolutionized the world of modern art with his unique abstract painting techniques such as abstraction expressionism via his splatter and action pieces, which involved pouring paint and other media directly onto canvases.



Week 4: Georges Seurat – Pointillism

Georges Seurat is chiefly remembered as the pioneer of the Neo-Impressionist technique commonly known as Pointillism, an approach associated with a softly flickering surface of small dots or strokes of color. His innovations derived from new quasi-scientific theories about color and expression.



Week 5: Salvador Dali – Surrealism

Salvador Dali was renowned for his flamboyant personality as much as for his undeniable technical virtuosity. His paintings evince a fascination for Classical and Renaissance art, clearly visible through his hyper-realistic style. Dali is most often associated with the Surrealist movement. He attempts forging a formal and visual language capable of rendering his dreams and hallucinations. These account for some of the iconic images through which Dali achieved fame during his lifetime.

*All images are protected by their respective artists as named above.

Who: Ages 13-18

When: Fridays, 5-7pm

Where: Just For Giggles Studio, Milton GA

How: Signup online at www.justforgiggles.com

Cost: \$35/class or register for 5 and cost is \$30 class